



# Shimna Integrated College



Summer Exams 2024

Year 8

Preparation Pack



## Revision Hints and Tips

HARD WORK AND DETERMINATION WILL GET YOU WHERE YOU WANT TO GO.

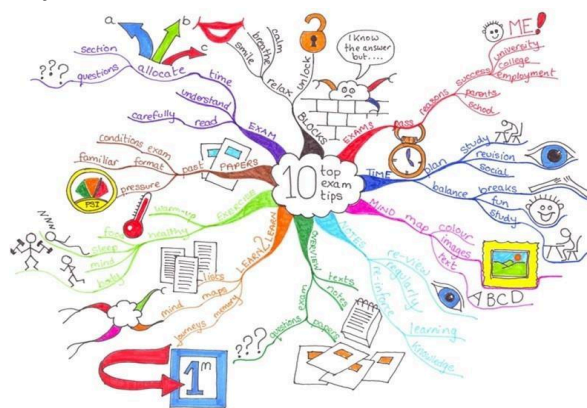
CLASSYCAREERGIRL.COM

### Revision tips

- Start your revision in good time
- Plan a revision timetable
- Highlight homework deadlines and exam dates and times
- Plan 30 minute or maximum of one hour slots for each subject
- Revise specific topics in a subject, not the whole subject
- Cover areas from each subject several times
- Only revise a couple of topics per evening
- Leave some time to relax

### Try some of these to see which work best for you

- Online resources
- Flashcards
- Mind maps
- Record information and listen back
- Post it notes
- Time lines
- Use colour to write or highlight key words and ideas in your notes
- Work with a friend to help and test each other
- Revision booklets
- Music in the background can help
- **Put mobile phones away!** Don't waste time on social media





### Being prepared for the exam

- You'll need a couple of pens, a sharpened pencil, a rubber, a ruler and protractor
- You might want to wear a watch in the exam

### Tackling the exam

- Read each question carefully
- Check how many marks are available for each question. Don't write too much or too little.
- Answer the question – don't just repeat the question or write something irrelevant
- Check information in graphs and tables. Have you read it correctly?
- Check all calculations
- Check spelling. Write the answer even if you're not sure of the spelling as you may get a mark
- Write your answer if you feel confident. If not, go onto the next question. Don't spend time on questions you're unsure of until you've gone through the paper once.
- Make sure you have enough time left to tackle the questions which are worth a high number of marks, but which may be at the end of the paper.





SUBJECT	Art
PAPER TITLE	STILL LIFE STUDY
LENGTH OF EXAM	1 Hour

What topics are assessed in the exam?	Students will complete a STILL LIFE STUDY of a box and a can for their exam. The focus will be on form and perspective.
An example of a question that could appear on the exam	The exam is a 1 hour practical exam. It will take place in normal class time with the class teacher. Students will NOT have a written exam.
What useful revision tips are there for the exam?	Watch the instructional video(s) on Google Classroom. Use the examples in your sketchbook to practise.
What are some of the typical mistakes students make in this exam?	Rushing the measurements at the start resulting in inaccurate proportions. Leaning too heavily on the pencil to begin with which makes it difficult to make adjustments to the drawing regarding measurements and proportions. Starting to draw too small. Starting to draw too far up the page resulting in poor composition.
Which revision websites or books should I use?	Everything you need in order to prepare for your exam should be in your own sketchbook or on the Google Classroom. If you have any questions please speak to your teacher.
What is the teacher looking for when marking this exam?	Accurate measurements and good proportions. A good sized drawing which fills the page (good composition). Well observed details. Neat work.



SUBJECT	Drama
Practical Exam	Group work based on Ambition
LENGTH OF EXAM	Practical – 5 minutes per group

What topics are assessed in the exam?	<p>Students will showcase their work based on the script for 'Ambition.'</p> <p>As this is a practical performance, the assessment will take place in normal class time.</p>
An example of a question that could appear on the exam	The exam is a practical exam. Students will not sit a written exam.
What useful revision tips are there for the exam?	<ul style="list-style-type: none"> <li>● Look over your script "Ambition"</li> <li>● Exam is based on what individuals have devised in class in regards to the script.</li> <li>● Practice matching facial expression with movement.</li> <li>● Ensure that these are rehearsed with vocal projection.</li> </ul>
What are some of the typical mistakes students make in this exam?	<ul style="list-style-type: none"> <li>● Mime is best displayed when simple things are done right. Don't overplay any scenes. Remember that the exam will involve the whole group, relax and try to enjoy it.</li> </ul>
Which revision websites or books should I use?	<ul style="list-style-type: none"> <li>● No websites needed. Everything will be covered practically in class.</li> </ul>
What is the teacher looking for when marking this exam?	<ul style="list-style-type: none"> <li>● How your facial expressions match your movement.</li> <li>● Vocal projection- Are you projecting your lines with volume?</li> <li>● Your ability to work in a team.</li> <li>● Whether your group has included any of the drama strategies covered in class i.e. Narration and Freeze frames.</li> <li>● An attempt to learn your lines from the script.</li> </ul>



SUBJECT	English
PAPER TITLE	Summer Exam 2024
LENGTH OF EXAM	One hour

What topics are assessed in the exam?	Section A: Writing for audience and purpose Section B: Reading non-fiction texts
An example of a question that could appear on the exam	Section A: Write a letter on a specific topic for the school principal Section B: Select two <b>presentational features</b> used in this image to encourage healthy eating.
What useful revision tips are there for the exam?	Read your revision guide, do the practice papers your English teacher will give you.
What are some of the typical mistakes students make in this exam?	<ul style="list-style-type: none"><li>● Not answering questions in full sentences.</li><li>● Not writing in enough detail, look carefully at the questions that have more marks and write more in response to them!</li><li>● Not using a PEE response in the questions that have more marks.</li><li>● Not planning for the writing section.</li><li>● Not taking paragraphs for each new person, place topic, etc.</li></ul>
Which revision websites or books should I use?	The English department's Revision Guide.
What is the teacher looking for when marking this exam?	Detailed answers to questions in the reading section, supported by evidence from the text. Personal writing should be planned and structured using paragraphs. The writing should be engaging and the student should aim to employ a range of language devices



SUBJECT	French
PAPER TITLE	Summer Writing Exam 2024
LENGTH OF EXAM	One hour

What topics are assessed in the exam?	<p><b>Module 2 of your Dynamo 1 textbook/handout. There are 4 aspects to a language exam: speaking/listening/reading/writing. The speaking, listening and reading will be done in class with your teacher.</b></p> <p><b>The written exam will be based on the topic of school:</b></p> <ul style="list-style-type: none"><li>• <b>Uniform &amp; colours</b></li><li>• <b>School subjects &amp; likes/dislikes and why</b></li><li>• <b>The time</b></li><li>• <b>Your routine</b></li></ul>
---------------------------------------	--

Which revision websites or books should I use?	<p><b>Use your notes and the vocabulary on page 54-55</b></p> <p style="text-align: center;"><b>Resources</b></p> <p><b>Use the French language online learning platform – linguascope. We have used this in class but to recap –</b></p> <ul style="list-style-type: none"><li>• go to <a href="http://www.linguascope.com">www.linguascope.com</a></li><li>• The login user-name is shimna and the password is learn@shimna</li></ul> <p><b>1. Select – French then Beginners</b></p> <ul style="list-style-type: none"><li>a. Les Bases - this has colours and numbers</li><li>b. La vie au quotidien – then Les matières (school subjects) and L’heure (the time)</li></ul> <p><b>All the vocab for the module is on <a href="http://www.quizlet.com">www.quizlet.com</a> Register an account and then use the following link to practise the vocab.</b></p> <p><a href="https://quizlet.com/gb/914040891/dynamo-1-module-2-complete-flash-cards/">https://quizlet.com/gb/914040891/dynamo-1-module-2-complete-flash-cards/</a></p>
--	---



SUBJECT	Geography
PAPER TITLE	Urbanisation
LENGTH OF EXAM	1 hour

What topics are assessed in the exam?	<b>Choosing a site for a settlement; settlement patterns; changes to villages; the settlement hierarchy; types of housing; zones in a city; good and bad points about cities and benefits and problems of settlement growth.</b>
An example of a question that could appear on the exam	Labelling maps/diagrams Defining key terms Describing your local area
What useful revision tips are there for the exam?	Tick off each thing on the revision list when you are confident you know it well.
What are some of the typical mistakes students make in this exam?	Not writing in enough detail. Not looking carefully at maps/diagrams provided.
Which revision websites or books should I use?	Go over all work/worksheets in your geography book. Learn key terms using Quizlet (on Google Classroom). Website – BBC Bitesize geography KS3 – <a href="https://www.bbc.co.uk/bitesize/articles/znshp4j#z8w8dp3">https://www.bbc.co.uk/bitesize/articles/znshp4j#z8w8dp3</a> Urban environments <a href="https://www.bbc.co.uk/bitesize/articles/z3dm2v4#zrmbbqt">https://www.bbc.co.uk/bitesize/articles/z3dm2v4#zrmbbqt</a>
What is the teacher looking for when marking this exam?	Good understanding of the map skills covered in class. You need to read questions and study maps/diagrams carefully before attempting an answer.



SUBJECT	History
PAPER TITLE	History Summer exam
LENGTH OF EXAM	1 hour

What topics are assessed in the exam?	<p><b><u>Norman Invasion 1066:</u></b></p> <ul style="list-style-type: none"><li>• The 4 claimants of the English throne - Harold Godwinson, William, Earl of Normandy, Edgar, grandnephew of Edward, Harald Hardrada, King of Norway</li><li>• Reasons why each thought he should be king of England</li><li>• Why William won the Battle of Hastings – his advantages &amp; Harold’s disadvantages</li></ul> <p><b><u>Medieval Life:</u></b></p> <ul style="list-style-type: none"><li>• How did William consolidate control in England?</li><li>• The feudal system &amp; Domesday book</li><li>• Life in a Medieval town and jobs/working life</li><li>• Trial by Ordeals and Crime &amp; punishment</li><li>• Types of Castles: Motte and Bailey, Stone &amp; Concentric castles</li><li>• Defence features of a castle</li><li>• How to attack a castle</li></ul> <p><b><u>Normans in Ireland 1169:</u></b></p> <ul style="list-style-type: none"><li>• Ireland before the Normans</li><li>• Key Events of why the Normans came to Ireland - The story of Dermot &amp; Dervorgilla (Derval)</li><li>• The story of John de Courcy in Ulster- Key Events</li><li>• Source work – Use the 5W’s to work out if a source is reliable (telling you the truth) or useful: <i>WHO</i> wrote it, <i>WHAT</i> did they write, <i>WHEN</i> did they write it, <i>WHY</i> did they write and <i>WHERE</i> were they when they wrote it.</li></ul>
An example of a question that could appear on the exam	Explain 4 reasons why ..... Explain who had the best ..... Describe the ..... In your opinion explain what you think really happened .....





What useful revision tips are there for the exam?	Revise all class and homework tasks, as all are included in the exam. Don't just read over your notes, but rewrite or record an abbreviated version of your notes. Highlighting key words, names, dates and events. Remember point, evidence and explain.
What are some of the typical mistakes students make in this exam?	Obvious student mistakes include not reading the sources and the question carefully enough and not answering the question in full detail, <b><i>if the question states 3 marks then 3 points need to be written down.</i></b>
Which revision websites or books should I use?	Your green history book and booklets on the Normans BBC Bitesize (Support revision notes can be requested from the teacher if you have missing notes)
What is the teacher looking for when marking this exam?	Attention to detail and correct use and understanding of historical terms and events. For the student to have attempted all the questions.



SUBJECT	ICT
PAPER TITLE	Year 8 Summer Exam
LENGTH OF EXAM	45 minutes

What topics are assessed in the exam?	<ul style="list-style-type: none"><li>● Topic one: Internet safety</li><li>● Topic two: Presentation</li><li>● Topic three: Scratch gaming</li></ul>
An example of a question that could appear on the exam	<ul style="list-style-type: none"><li>- Describe a positive use and negative use of the Internet.</li><li>- Name 4 actions that can be taken to remain safe online.</li><li>- What is Scratch?</li></ul>
What useful revision tips are there for the exam?	You should read over the leaflet you made, as well as the 'Shimna at 30!' presentation you made. Also, review the programs you created in Scratch.
What are some of the typical mistakes students make in this exam?	Make sure you are answering all the questions and read over the question carefully.
Which revision websites or books should I use?	<a href="http://scratch.mit.edu">http://scratch.mit.edu</a> <a href="https://www.teach-ict.com">https://www.teach-ict.com</a>
What is the teacher looking for when marking this exam?	Good use of ICT terminology. Good understanding and knowledge of staying safe online. The ability to understand block coding and arrange blocks to form a program.



SUBJECT	Mathematics
PAPER TITLE	Year 8 Summer Exam (non-calculator)
LENGTH OF EXAM	1 hour


What topics are assessed in the exam?	<p><b><u>Number and Pattern</u></b> Factors and multiples Prime numbers. Index form. Product of prime factors. HCF and LCM Rectangular, square and triangular numbers.</p> <p><b><u>Geometry</u></b> Directions Points on a compass Types of angles Angles on a straight line and at a point Measuring and drawing angles Estimating angles Angles on parallel lines</p> <p><b><u>Algebra</u></b> Directed numbers Collect like terms. Solve simple equations. Substitution into an expression Solve simple equations Simplify expressions Coordinates</p> <p><b><u>Symmetry</u></b> Lines of symmetry Rotational symmetry</p> <p><b><u>Collecting &amp; Displaying Data</u></b> Frequency tables. Draw and interpret bar charts and pictograms.</p> <p><b><u>Parts of a Whole</u></b> Equivalent fractions. Mixed numbers. Simplify fractions. Write fractions with denominators of 10, 100 &amp; 1000 as decimals. Convert between percentages, fractions and decimals. Find a fraction of a quantity.</p> <p><b><u>Summarising &amp; Comparing Data</u></b> Range of a list of values Mean of a list of values Mode of a list of values</p>
---------------------------------------	--



	<p>Median of a list of values</p> <p><b>Probability</b>  Vocabulary  Possible outcomes  Probability of simple events  Probability experiments where an event can happen more than once  Relative frequency</p> <p><b>Metric Units</b>  Conversion between metric units of length, weight and capacity</p> <p><b>Area &amp; Perimeter</b>  Find the area by counting squares  Area of a square and rectangle  Perimeter of squares, rectangles and compound shapes</p>
<p>An example of a question that could appear on the exam</p>	<p><math>68 \times 24</math>      <math>538 \times 39</math>      <math>2 + 5 \times 6 - 4</math>  Factor of 24?   Write 144 as product of primes      LCM of 4 and 7  Find <math>\frac{1}{4}</math> of 64  <math>5y = 35</math>      <math>2a + 4 = 24</math></p>
<p>What useful revision tips are there for the exam?</p>	<ul style="list-style-type: none"> <li>● Read questions carefully</li> <li>● Show working out neatly and clearly</li> <li>● Use pencil and a ruler for diagrams and charts</li> <li>● Bring correct equipment; pen, pencil, ruler and protractor</li> </ul>
<p>What are some of the typical mistakes students make in this exam?</p>	<ul style="list-style-type: none"> <li>● Not showing working</li> <li>● Writing money to 2 decimal places</li> <li>● <math>5^2</math> means <math>5 \times 5</math> not <math>5 \times 2</math></li> <li>● 1 is not a prime number</li> </ul>
<p>Which revision websites or books should I use?</p>	<p><a href="http://www.mymaths.co.uk">www.mymaths.co.uk</a>  BBC Bitesize  Mathematics notebooks 1, 2 and 3  Exam revision booklets  Consolidation booklet  Homework booklet  Extension booklet</p>
<p>What is the teacher looking for when marking this exam?</p>	<p>Clear workings and correct answers.  Clearly labelled and drawn diagrams.</p>



<b>SUBJECT</b>	<b>Music - Ria M's classes - 8B, 8C, 8D, 8M</b>
<b>TYPE OF EXAM</b>	Listening/Writing
<b>LENGTH OF EXAM</b>	40 minutes

<b>What topics are assessed in the exam?</b>	<p><b>I've Got Rhythm Topic</b></p> <ul style="list-style-type: none"><li>● Pulse</li><li>● Rhythm</li><li>● Pulse Patterns of 2, 3 and 4</li><li>● Note Names and Values (crotchet, minim, semibreve, quaver, semiquaver)</li><li>● Organisation of written music - bars, barlines, final barlines</li><li>● Time signatures</li></ul> <p><b>Instruments of the Orchestra Topic</b></p> <ul style="list-style-type: none"><li>● Sound families - sections of the orchestra</li><li>● How each sound family creates sound and changes pitch</li><li>● Instruments in each section - identifying them through sight and sound</li><li>● String Family</li><li>● Brass Family</li><li>● Woodwind Family</li><li>● Percussion Family - Tuned and Untuned Percussion</li></ul>
<b>Examples of questions that could appear on the exam.</b>	<p>1. Name one instrument that uses the following mouthpiece:</p>  <p>2. Give 3 examples of tuned and untuned percussion instruments.</p> <p>3. Does this musical clip have a pulse pattern of 2, 3 or 4?</p> <p>4. Listen to the musical extract and identify the instrument and sound family you can hear.</p>
<b>What useful revision tips are there for the exam?</b>	<ul style="list-style-type: none"><li>● Use your booklets to revise all of the content we have covered in class</li><li>● Use your self-assessments to guide you to the content you need more practise with</li><li>● Use your revision sheets for highlighting important information or bits you tend to forget</li></ul>



<b>What are some of the typical mistakes students make in this exam?</b>	<ul style="list-style-type: none"><li>● Leaving revision until the last minute</li><li>● Not revising in a peaceful environment, away from distractions (use homework club if you need to)</li><li>● Getting note values mixed up</li><li>● Getting instrument names/families mixed up</li><li>● Rushing and not taking time to make sure your answer is correct</li><li>● Leaving questions blank instead of guessing</li></ul>
<b>Which revision websites or books should I use?</b>	<ul style="list-style-type: none"><li>● I've Got Rhythm Booklet</li><li>● Instruments of the Orchestra Booklet</li><li>● Revision pages from class</li><li>● YouTube for listening to individual instruments to consolidate your learning</li></ul>
<b>What is the teacher looking for when marking this exam?</b>	<ul style="list-style-type: none"><li>● Listening skills</li><li>● Knowledge of pulse and rhythm</li><li>● Knowledge of all 4 sections of orchestra</li><li>● Exam technique - keeping a steady pace and trying every question</li><li>● Coming to exam prepared with a pen and revision notes</li></ul>



<b>SUBJECT</b>	<b>Music - 8S Orla Fitzpatrick</b>
<b>TYPE OF EXAM</b>	Theory/Listening
<b>LENGTH OF EXAM</b>	45 minutes

<b>What topics are assessed in the exam?</b>	<p><b>Building Bricks</b></p> <ul style="list-style-type: none"><li>● Pitch</li><li>● Tempo</li><li>● Dynamics</li><li>● Duration</li><li>● Texture</li><li>● Timbre</li><li>● Notation</li></ul> <p><b>The Keyboard</b></p> <ul style="list-style-type: none"><li>● Layout (white notes/black notes)</li><li>● Octave (high/low - same pitch)</li></ul> <p><b>I've Got Rhythm</b></p> <ul style="list-style-type: none"><li>● Pulse</li><li>● Rhythm</li><li>● Pulse Patterns of 2, 3 and 4</li><li>● Note Names and Values (crotchet, minim, semibreve, quaver, semiquaver)</li><li>● Organisation of written music - bars, barlines, final barlines</li><li>● Time signatures</li></ul> <p><b>Theory</b></p> <ul style="list-style-type: none"><li>● Symbols (treble clef, bass clef, stave, repeat symbol)</li><li>● Instruments</li></ul>
<b>Examples of questions that could appear on the exam.</b>	<ol style="list-style-type: none"><li>1. Listening - Name the instrument playing the melody.</li><li>2. Listening - Give one word to describe the dynamics.</li><li>3. Draw an E on the stave.</li><li>4. Name the symbol on the stave.</li><li>5. On the keyboard label the note F.</li><li>6. How many beats are in a bar?</li><li>7. Add the missing bar lines.</li></ol>



<b>What useful revision tips are there for the exam?</b>	<ul style="list-style-type: none"><li>● Use your books to revise all of the content we have covered in class</li><li>● Use your revision sheets for highlighting important information or bits you tend to forget</li></ul>
<b>What are some of the typical mistakes students make in this exam?</b>	<ul style="list-style-type: none"><li>● Leaving revision until the last minute</li><li>● Not revising in a peaceful environment, away from distractions (use homework club if you need to)</li><li>● Getting note values mixed up</li><li>● Getting instrument names/families mixed up</li><li>● Rushing and not taking time to make sure your answer is correct</li><li>● Leaving questions blank instead of guessing</li></ul>
<b>Which revision websites or books should I use?</b>	<ul style="list-style-type: none"><li>● Revision pages from class</li><li>● YouTube for listening to individual instruments to consolidate your learning</li></ul>
<b>What is the teacher looking for when marking this exam?</b>	<ul style="list-style-type: none"><li>● Listening skills</li><li>● Knowledge and understanding of class work</li><li>● Understanding the question</li><li>● Exam technique - keeping a steady pace and trying every question</li><li>● Coming to exam prepared with a pen and revision notes</li></ul>





SUBJECT	Religious and Integrated Studies
PAPER TITLE	Year 8 Summer Exam
LENGTH OF EXAM	45 minutes

What topics are assessed in the exam?	<b>Topics</b> <ul style="list-style-type: none"><li>● <u>Identity and Integration</u></li><li>● <u>Origins (Science and Religion)</u></li><li>● <u>Christianity</u></li><li>● <u>Judaism</u></li></ul>
An example of a question that could appear on the exam	<b><i>“Religion and science will always be enemies.”</i></b> Do you agree or disagree? Give reasons for your answer showing that you have thought about more than one point of view. <i>[10 marks]</i>
What useful revision tips are there for the exam?	Practice using P.E.E. (point, evidence, explain). Create flash cards of key pieces of information. Create tables of arguments for and against a variety of statements (given in class) to develop critical thinking skills.
What are some of the typical mistakes students make in this exam?	Students often fail to give examples when making points which costs marks. Students sometimes do not read the question carefully enough and so their answer is not on task.
Which revision websites or books should I use?	Everything you need is in your RE book – ensure that this is up to date.
What is the teacher looking for when marking this exam?	I am looking for evidence of good quality revision. I am also looking for students who can have strong opinions and can also back this up with evidence.



SUBJECT	Science (all classes)
PAPER TITLE	2 papers – one theory and one practical
LENGTH OF EXAM	1 hour each

What topics are assessed in the exam?	<p>You will be asked a question on each of the following topics in the <b>theory exam</b>:</p> <ol style="list-style-type: none"><li>1. Investigating Science</li><li>2. Electricity and Magnetism</li><li>3. Variety of life – cells and vertebrates/mammals</li><li>4. Forces</li><li>5. Acids and alkalis</li><li>6. Matter – changes of state (melting / boiling points) as well as solutions</li><li>7. Drawing a graph</li></ol> <p>In the <b>practical exam</b>, you will be asked to carry out small experimental tasks:</p> <ol style="list-style-type: none"><li>1. Measure</li><li>2. Observe</li><li>3. Record</li><li>4. Compare</li><li>5. Weigh</li></ol>
An example of a question that could appear on the exam	<p><b>Practical exam:</b></p> <ol style="list-style-type: none"><li>1. Weigh out 10g of sand</li><li>2. Measure out 20ml of water</li></ol>
What useful revision tips are there for the exam?	<ul style="list-style-type: none"><li>● Read over your notes in your science book and Google Classroom</li><li>● Use Bitesize Science revision website</li><li>● Look over the corrections of each of your topic tests to ensure you do not make the same mistakes again</li><li>● Tick off each thing on the revision list when you are confident you know it well.</li></ul>
What are some of the typical mistakes students make in this exam?	<ul style="list-style-type: none"><li>● Make sure you read the question properly. Answer the question you have been asked</li><li>● Read all the information given in the question as it gives clues to the answers</li></ul>
Which revision websites or books should I use?	<p>Use:</p> <ul style="list-style-type: none"><li>● Revision list from your teacher</li><li>● BBC KS3 bitesize <a href="https://www.bbc.com/bitesize/subjects/zng4d2p">https://www.bbc.com/bitesize/subjects/zng4d2p</a></li><li>● Animal and plant cells <a href="https://www.bbc.co.uk/bitesize/topics/znyycdm/articles/zkm7wnb">https://www.bbc.co.uk/bitesize/topics/znyycdm/articles/zkm7wnb</a></li></ul>



- Specialised animal cells  
<https://www.bbc.co.uk/bitesize/topics/znyycdm/articles/zfj3rwx#zsc4cmn>
- Changes of state  
<https://www.bbc.co.uk/bitesize/topics/z9r4jxs/articles/zyhntrd#z3syn9q>
- pH scale  
<https://www.bbc.co.uk/bitesize/topics/zn6hvcw/articles/z38bbqt>
- Graphs (*very important!!*)  
<https://www.bbc.co.uk/bitesize/topics/zb8fn9q/articles/zhmbvwx#zxdfn9q>
- Series circuits  
<https://www.bbc.co.uk/bitesize/topics/zgy39j6/articles/zs3htrd>
- Parallel circuits  
<https://www.bbc.co.uk/bitesize/topics/zgy39j6/articles/z34yf82>
- Magnets  
<https://www.bbc.co.uk/bitesize/topics/zrvbkqt/articles/zh766g8>
- Forces  
<https://www.bbc.co.uk/bitesize/topics/z4brd2p/articles/zs3896f#z6spbcw>
- Force diagrams  
<https://www.bbc.co.uk/bitesize/topics/z4brd2p/articles/zhnfp4j>



SUBJECT	Technology and Design
PAPER TITLE	Materials and Electronics
LENGTH OF EXAM	1 hour 15min

What topics are assessed in the exam?	<p>Materials:</p> <ul style="list-style-type: none"> <li>• The three different categories.</li> <li>• The two main groups of Plastics, Metals, Wood, and know their difference</li> <li>• know examples of each</li> </ul> <p>Electronics</p> <ul style="list-style-type: none"> <li>• Ohms Law</li> <li>• Symbols for LED's, and label its different parts</li> <li>• Symbols for a Resistor and its main job</li> <li>• Work out the value of Resistors</li> </ul> <p>Tools</p> <ul style="list-style-type: none"> <li>• To be able to identify a coping saw, file and vice.</li> </ul> <p>Manufacture</p> <ul style="list-style-type: none"> <li>• Steps to finish the edges of Acrylic;             <ol style="list-style-type: none"> <li>1. File</li> <li>2. Emery Cloth</li> <li>3. Wet and Dry</li> <li>4. Polish Side using machine</li> </ol> </li> </ul> <p>Health and safety rules when using a pillar drill.</p>
An example of a question that could appear on the exam	<p>List 5 health and safety rules when using the pillar drill in the workshop.</p> <p>Draw a circuit using only symbols and know where the current, voltage, and resistance are located.</p>
What useful revision tips are there for the exam?	Follow revision booklet to the letter.
What are some of the typical mistakes students make in this exam?	<p>Not answering questions fully and in detail.</p> <p>Make sure you are answering all of the questions.</p>
Which revision websites or books should I use?	All information will be in your class booklet or in YR8 Google Classroom account. The class code is 64tuzea.
What is the teacher looking for when marking this exam?	<p>Good use of technological terms with good spelling and grammar in your answers.</p> <p>Also, neat and well rendered design answers.</p>



Time	Monday	Tuesday	Wednesday	Thursday	Friday
4pm					
5pm					
6pm					
7pm					
8pm					
9pm					

Time	Saturday	Sunday
9am		
10am		
11am		
Noon		
1pm		
2pm		
3pm		
4pm		
5pm		
6pm		
7pm		
8pm		



9pm		
-----	--	--

9pm					
-----	--	--	--	--	--

Time	Monday	Tuesday	Wednesday	Thursday	Friday
4pm					
5pm					
6pm					
7pm					
8pm					

Time	Saturday	Sunday
9am		
10am		
11am		
Noon		
1pm		
2pm		
3pm		
4pm		
5pm		
6pm		



7pm		
8pm		

8pm					

Revision timetable Week 3                      Name \_\_\_\_\_                      Class \_\_\_\_\_

Time	Monday	Tuesday	Wednesday	Thursday	Friday
4pm					
5pm					
6pm					
7pm					

Time	Saturday	Sunday
9am		
10am		
11am		
Noon		
1pm		
2pm		
3pm		
4pm		



5pm		
6pm		
7pm		
8pm		
9pm		

Time	Monday	Tuesday	Wednesday	Thursday	Friday
4pm					
5pm					
6pm					
7pm					

8pm					
9pm					

Time	Saturday	Sunday
9am		
10am		
11am		
Noon		
1pm		
2pm		
3pm		
4pm		





5pm		
6pm		
7pm		
8pm		
9pm		